

## Eastern Highlands Health District COVID-19 Update

DATE: 12/25/2020

TIME: 1:30 PM

COMPLETED BY: A. Bloom

### TOWN LEVEL DATA

TOWN	Number of Cumulative cases	Change from last week	Two week change	Cumulative Hospitalizations	2 week hospitalization change	Deaths
Andover	84	16	27	2	0	2
Ashford	79	13	18	5	0	3
Bolton	98	6	14	8	1	4
Chaplin	48	1	7	1	0	0
Columbia	136	22	45	6	0	1
Coventry	295	33	70	10	0	4
Mansfield	793	31	60	11	3	4
(non-student)		(30)	(58)	(11)	(3)	(4)
Scotland++	11	3	4	1	0	1
Tolland	451	46	87	17	1	12
Willington	115	10	22	2	0	2
<b>EHHD Total</b>	<b>2,110</b>	<b>181</b>	<b>354</b>	<b>63</b>	<b>5</b>	<b>33</b>
<b>CT Totals</b>	<b>172,743</b>	<b>12,641</b>	<b>29,764</b>	<b>1,200*</b>	<b>-5</b>	<b>5,791</b>

Data Source: CTEDSS and CT DPH; cumulative town counts as of 12/23/2020; reporting period for two week town level case counts is 12/06/2020 through 12/19/2020

\*This is the current (net) number of hospitalizations. It is not a cumulative count.

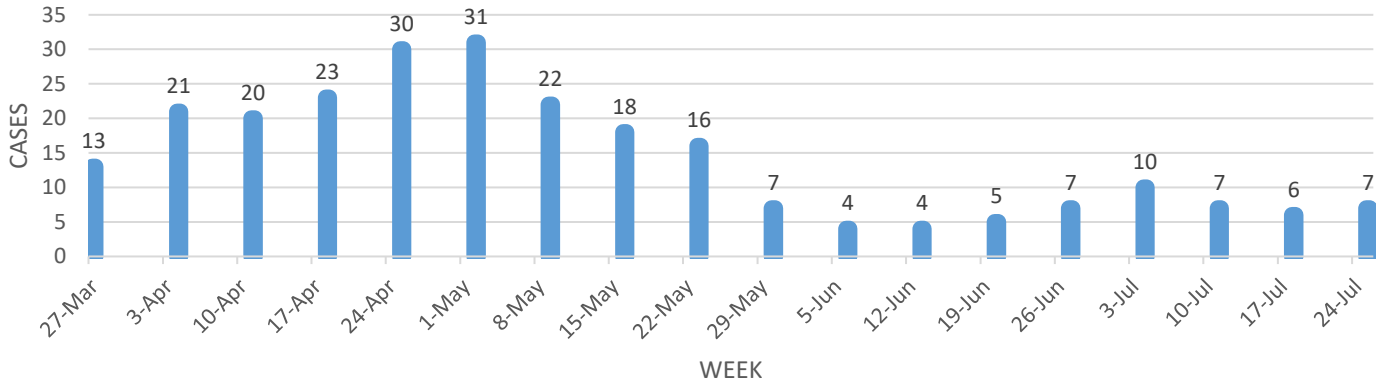
++ Likely to be lower than actual resident positive cases due to residents using Baltic, North Windham and Hampton as mailing address.

NOTE: All counts by town are cumulative and include confirmed cases and antigen-positive cases; counts can change from previous weeks due to the state reassigning a case to a different town once further information is gathered on the case, or due to lab reporting delays.

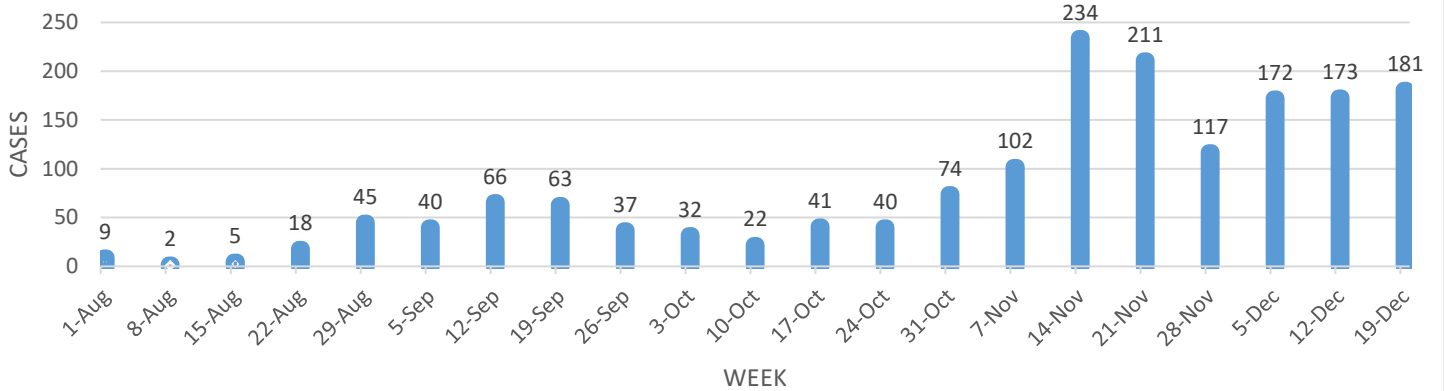
#### Recent EHHD News:

- The EHHD has received its first allocation of Moderna vaccine. We have two vaccination clinics scheduled in the coming week for phase 1a eligible personnel, which include medical first responders, school nurses, and healthcare providers.
- **Based on health district contract tracing evidence, disease transmission within our population is largely driven by small gatherings of family members not from the same household, small social gatherings, and workplace settings. Please apply COVID precautions diligently during this holiday season.**
- The weekly case count bar chart on the next page indicates a flattening of the prevalence of cases the past 3 weeks. Follow this link for more town level data: <https://portal.ct.gov/Coronavirus/COVID-19-Data-Tracker>

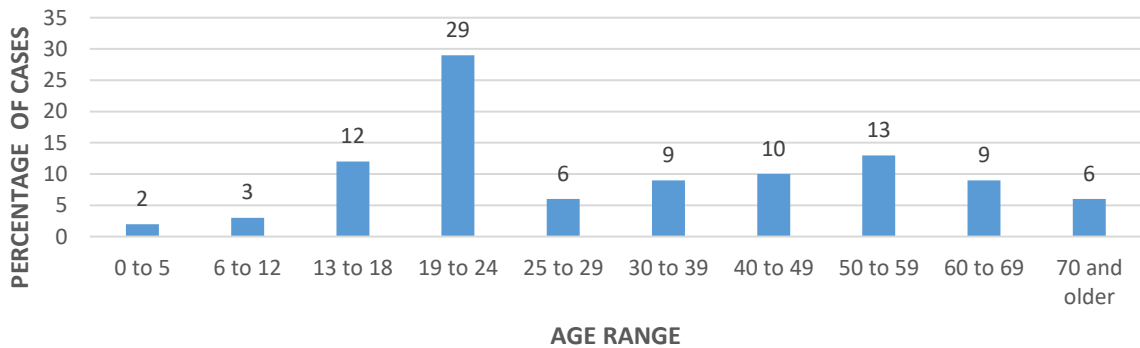
EHHD Confirmed Weekly Case Totals March 27 - July 2020



EHHD Confirmed Weekly Case Totals August - December 19, 2020



Eastern Highlands Health District Total COVID-19 Cases Percentage by Age Range through December 19, 2020



NOTE: For both charts, counts can change from week to week due to the state reassigning a case to a different town once further information is gathered on the case or lab reporting delays.