



4 South Eagleville Road • Mansfield CT 06268 • Tel: (860) 429-3325 • Fax: (860) 429-3321 • Web: [www.EHHD.org](http://www.EHHD.org)

## Eastern Highlands Health District COVID-19 Update

DATE: 9/19/2021

TIME: 8:00 PM

COMPLETED BY: A. Bloom

### TOWN LEVEL DATA

| TOWN                         | Andover | Ashford | Bolton | Chaplin | Columbia | Coventry | Mansfield | Non-student | Scotland ++ | Tolland | Willington | EHHD Totals  |
|------------------------------|---------|---------|--------|---------|----------|----------|-----------|-------------|-------------|---------|------------|--------------|
| <b>Cumulative Cases</b>      | 203     | 289     | 334    | 151     | 388      | 831      | 1,616     |             | 50          | 1,045   | 333        | <b>5,240</b> |
| <b>Change from last week</b> | 4       | 8       | 9      | 2       | 3        | 11       | 7         | (5)         | 0           | 8       | 9          | <b>61</b>    |
| <b>Two week change</b>       | 7       | 19      | 17     | 5       | 11       | 15       | 23        | (17)        | 0           | 18      | 12         | <b>127</b>   |
| <b>Deaths</b>                | 3       | 5       | 5      | 0       | 6        | 8        | 27        | (27)        | 2           | 20      | 3          | <b>79</b>    |

### CONNECTICUT TOTALS (September 15, 2021)

| Number of cumulative cases | Change from last week | Change from two weeks | Current hospitalizations* | Two week change in hospitalizations | Deaths       |
|----------------------------|-----------------------|-----------------------|---------------------------|-------------------------------------|--------------|
| <b>382,798</b>             | <b>4,490</b>          | <b>7663</b>           | <b>325</b>                | <b>-40</b>                          | <b>8,447</b> |

Data Sources: CTEDSS and CT DPH; cumulative town counts as of 9/15/2021; reporting period for two week town level case counts is 8/29/2021 through 9/11/2021.

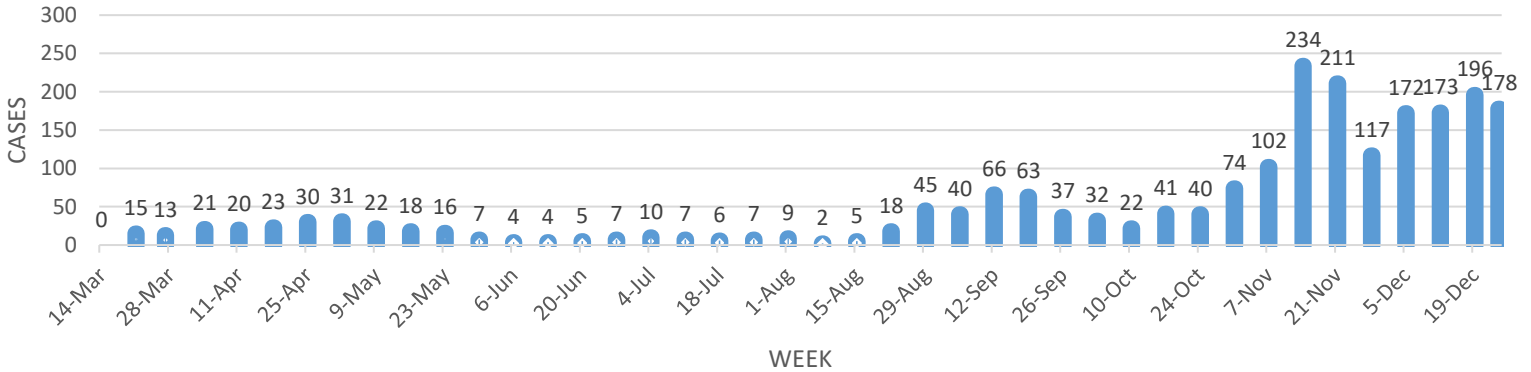
\*Current (net) number of hospitalizations; it is not a cumulative count. ++ Scotland likely to be lower than actual positive cases due to residents using Baltic, North Windham and Hampton as mailing address.

### EHHD residents who received COVID-19 vaccine

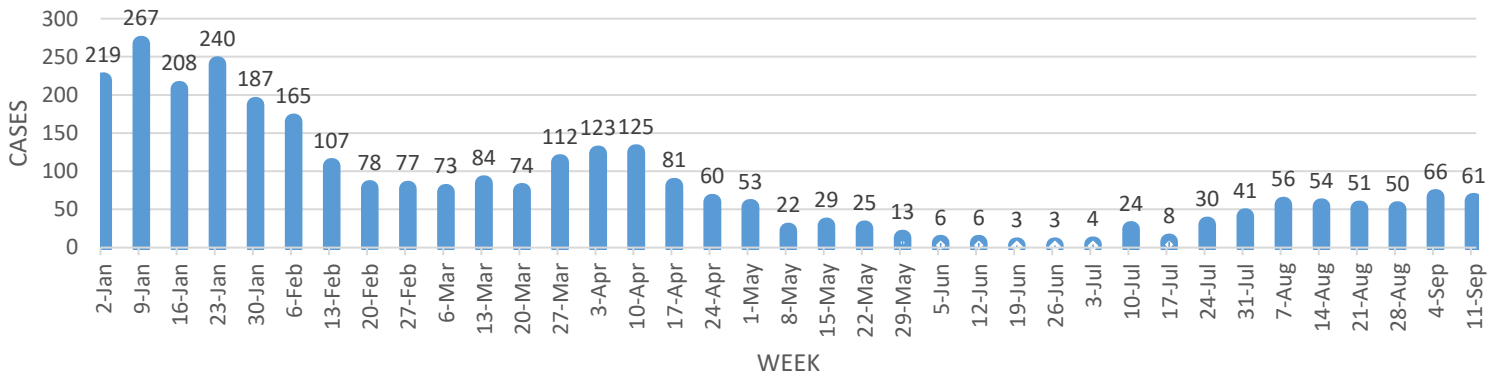
| TOWN  | Andover      | Ashford      | Bolton       | Chaplin      | Columbia     | Coventry     | Mansfield <sup>^</sup> | Scotland ++ | Tolland       | Willington   | EHHD Totals   | Connecticut Totals |
|---|--------------|--------------|--------------|--------------|--------------|--------------|------------------------|-------------|---------------|--------------|---------------|--------------------|
| <b>Estimated pop.</b>                                       | 3,236        | 4,255        | 4,884        | 2,239        | 5,379        | 12,407       | 25,487                 | 1,672       | 14,618        | 5,864        | 80,041        | 3,631,470          |
| <b>Received 1<sup>st</sup> dose COVID vaccine % of pop.</b> | 2,170<br>67% | 2,694<br>63% | 3,386<br>69% | 1,321<br>59% | 3,641<br>67% | 8,264<br>67% | 19,972<br>78%          | 923<br>55%  | 10,408<br>71% | 3,514<br>60% | 56,266<br>70% | 69%                |
| <b>Fully vaccinated % of pop.</b>                           | 2,080<br>64% | 2,564<br>60% | 3,224<br>66% | 1,247<br>56% | 3,455<br>64% | 7,894<br>64% | 19,339<br>76%          | 878<br>53%  | 9,939<br>68%  | 3,319<br>57% | 53,939<br>67% | 63%                |
| <b>Fully vaccinated % 12-17</b>                             | 50%          | 56%          | 60%          | 53%          | 44%          | 54%          | 62%                    | 36%         | 62%           | 48%          | 56%           | **                 |
| <b>Fully vaccinated % 18-24</b>                             | 62%          | 54%          | 62%          | 43%          | 59%          | 55%          | 81%                    | 48%         | 78%           | 26%          | 74%           | **                 |
| <b>Fully vaccinated % 25-44</b>                             | 64%          | 56%          | 74%          | 53%          | 65%          | 69%          | 78%                    | 41%         | 69%           | 68%          | 67%           | 68%                |
| <b>Fully vaccinated % age 45-64</b>                         | 70%          | 65%          | 66%          | 58%          | 68%          | 71%          | 79%                    | 62%         | 74%           | 64%          | 70%           | 80%                |
| <b>Fully vaccinated % 65+</b>                               | 100%         | 100%         | 100%         | 100%         | 100%         | 100%         | 100%                   | 100%        | 100%          | 100%         | 100%          | 90%                |

Data Source: Connecticut immunization registry CT DPH as of 9/15/2021. ^ Vaccination data for Mansfield includes current 9/15/2021 data from UCONN (<https://covidashboard.uconn.edu/>) ++ See Scotland note above. \*\*At this time the state vaccination numbers are not broken down into the same age groups as the town level data and cannot be reported here. NOTE: census estimates for 65 and older is likely low, resulting in 100% rates based on actual number of vaccines provided to this age group.

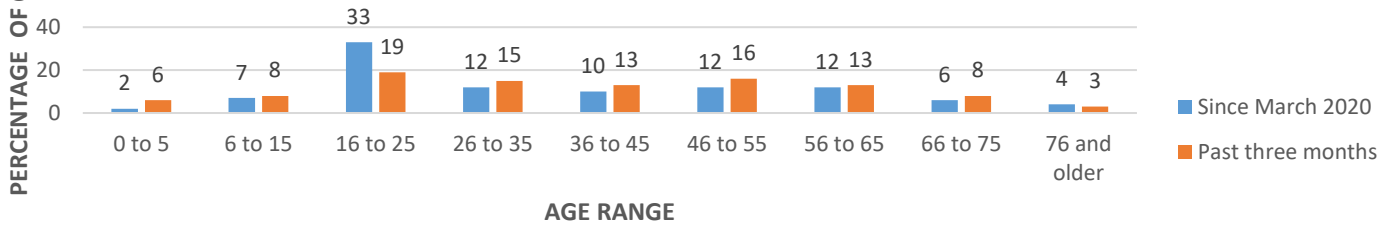
EHHD Confirmed Weekly Case Totals March 14, 2020 - December 31, 2020



EHHD Confirmed Weekly Case Totals January 1, 2021 - September 11, 2021



Eastern Highlands Health District Total COVID-19 Cases Percentage by Age Range through September 11, 2021



NOTE: All counts by town are cumulative and include confirmed cases and antigen-positive cases; counts can change from previous weeks due to the state reassigning a case to a different town once further information is gathered on the case, or due to lab reporting delays.