



4 South Eagleville Road • Mansfield CT 06268 • Tel: (860) 429-3325 • Fax: (860) 429-3321 • Web: [www.EHHD.org](http://www.EHHD.org)

## Eastern Highlands Health District COVID-19 Update

DATE: 9/10/2021

TIME: 8:00 AM

COMPLETED BY: A. Bloom

### TOWN LEVEL DATA

	Andover	Ashford	Bolton	Chaplin	Columbia	Coventry	Mansfield	Non-student	Scotland ++	Tolland	Willington	EHHD Totals
<b>Cumulative Cases</b>	200	284	328	151	382	819	1,609		50	1,035	324	<b>5,182</b>
<b>Change from last week</b>	3	11	8	3	8	4	16	(12)	0	10	3	<b>66</b>
<b>Two week change</b>	3	12	11	5	13	10	25	(19)	1	26	10	<b>116</b>
<b>Deaths</b>	3	5	5	0	6	8	27	(27)	2	20	3	<b>79</b>

### CONNECTICUT TOTALS (September 8, 2021)

Number of cumulative cases	Change from last week	Change from two weeks	Current hospitalizations*	Two week change in hospitalizations	Deaths
<b>378,308</b>	<b>3173</b>	<b>7600</b>	<b>354</b>	<b>-24</b>	<b>8,416</b>

Data Sources: CTEDSS and CT DPH; cumulative town counts as of 9/8/2021; reporting period for two week town level case counts is 8/22/2021 through 9/4/2021.

\*Current (net) number of hospitalizations; it is not a cumulative count. ++ Scotland likely to be lower than actual positive cases due to residents using Baltic, North Windham and Hampton as mailing address.

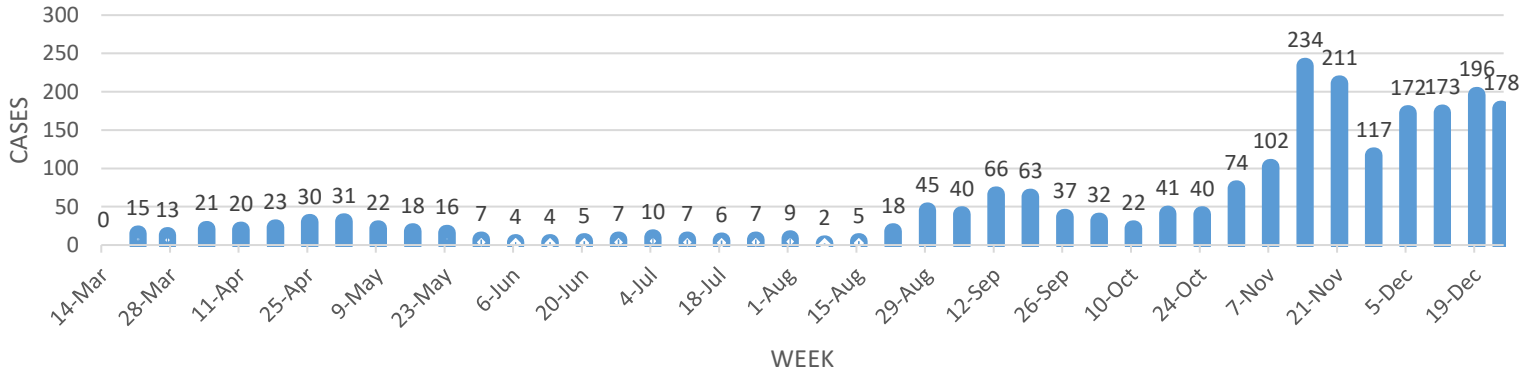
### EHHD residents who received COVID-19 vaccine

TOWN	Andover	Ashford	Bolton	Chaplin	Columbia	Coventry	Mansfield <sup>^</sup>	Scotland ++	Tolland	Willington	EHHD Totals	Connecticut Totals
<b>Estimated pop.</b>	3,236	4,255	4,884	2,239	5,379	12,407	25,487	1,672	14,618	5,864	80,041	3,631,470
<b>Received 1<sup>st</sup> dose COVID vaccine % of pop.</b>	2,166 67%	2,683 63%	3,372 69%	1,310 59%	3,595 67%	8,223 66%	19,916 78%	914 55%	10,327 71%	3,500 59%	56,006 70%	68%
<b>Fully vaccinated % of pop.</b>	2,070 64%	2,552 59%	3,202 66%	1,236 55%	3,432 64%	7,831 63%	19,259 76%	867 52%	9,845 67%	3,304 56%	53,598 67%	63%
<b>Fully vaccinated % 12-17</b>	49%	56%	58%	51%	42%	52%	61%	35%	60%	48%	55%	**
<b>Fully vaccinated % 18-24</b>	62%	54%	62%	43%	58%	55%	81%	48%	77%	26%	74%	**
<b>Fully vaccinated % 25-44</b>	63%	55%	73%	52%	64%	68%	77%	40%	68%	68%	67%	67%
<b>Fully vaccinated % age 45-64</b>	70%	65%	65%	58%	68%	69%	78%	62%	74%	63%	70%	79%
<b>Fully vaccinated % 65+</b>	100%	100%	100%	100%	100%	100%	100%	100%	100%	100%	100%	90%

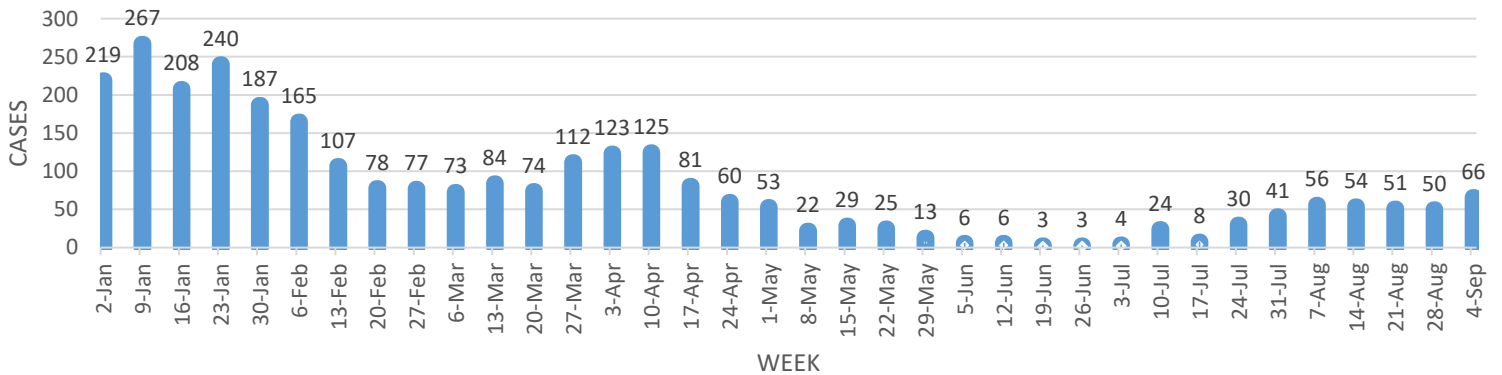
Data Source: Connecticut immunization registry CT DPH as of 9/8/2021. ^ Vaccination data for Mansfield includes current 9/1/2021 data from UCONN

(<https://covidashboard.uconn.edu/>) ++ See Scotland note above. \*\*At this time the state vaccination numbers are not broken down into the same age groups as the town level data and cannot be reported here. NOTE: census estimates for 65 and older is likely low, resulting in 100% rates based on actual number of vaccines provided to this age group.

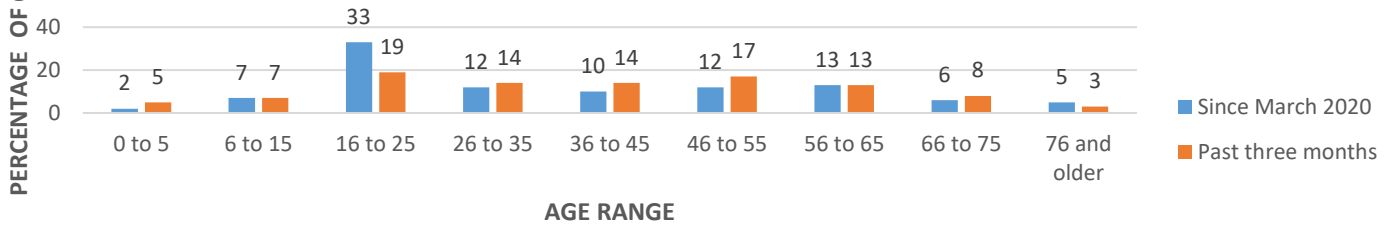
EHHD Confirmed Weekly Case Totals March 14, 2020 - December 31, 2020



EHHD Confirmed Weekly Case Totals January 1, 2021 - September 4, 2021



Eastern Highlands Health District Total COVID-19 Cases Percentage by Age Range through September 4, 2021



NOTE: All counts by town are cumulative and include confirmed cases and antigen-positive cases; counts can change from previous weeks due to the state reassigning a case to a different town once further information is gathered on the case, or due to lab reporting delays.