



4 South Eagleville Road • Mansfield CT 06268 • Tel: (860) 429-3325 • Fax: (860) 429-3321 • Web: www.EHHD.org

Eastern Highlands Health District COVID-19 Update

DATE: 8/28/2021

TIME: 12:00 PM

COMPLETED BY: A. Bloom

TOWN LEVEL DATA

TOWN	Andover	Ashford	Bolton	Chaplin	Columbia	Coventry	Mansfield	Non-student	Scotland ++	Tolland	Willington	EHHD Totals
Cumulative Cases	195	268	315	144	370	809	1,583		49	1,009	315	5,057
Change from last week	0	2	2	5	4	12	7	(6)	3	12	4	51
Two week change	1	7	4	9	7	22	15	(14)	4	23	13	105
Deaths	3	5	5	0	6	8	27	(27)	2	19	3	78

CONNECTICUT TOTALS (August 25, 2021)

Number of cumulative cases	Change from last week	Change from two weeks	Current hospitalizations*	Two week change in hospitalizations	Deaths
370,708	5283	9414	378	131	8,355

Data Sources: CTEDSS and CT DPH; cumulative town counts as of 08/25/2021; reporting period for two week town level case counts is 8/8/2021 through 8/21/2021.

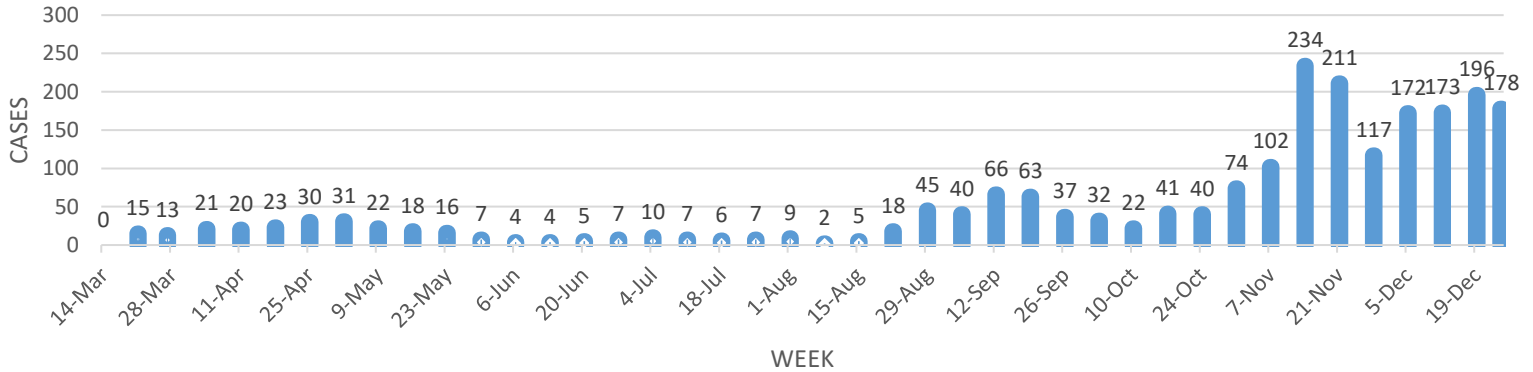
*Current (net) number of hospitalizations; it is not a cumulative count. ++ Scotland likely to be lower than actual positive cases due to residents using Baltic, North Windham and Hampton as mailing address.

EHHD residents who received COVID-19 vaccine

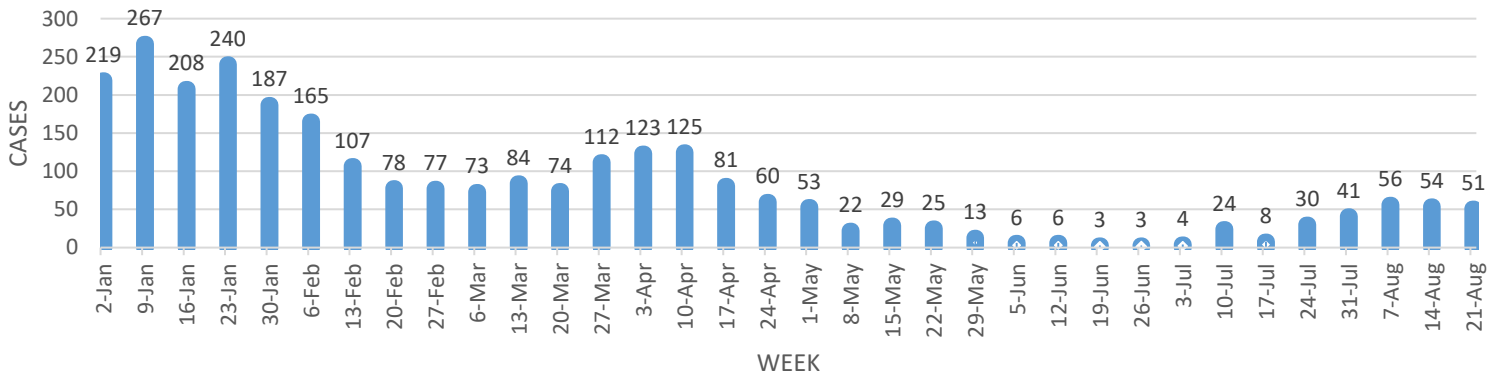
TOWN	Andover	Ashford	Bolton	Chaplin	Columbia	Coventry	Mansfield [^]	Scotland ++	Tolland	Willington	EHHD Totals	Connecticut Totals
Estimated pop.	3,236	4,255	4,884	2,239	5,379	12,407	25,487	1,672	14,618	5,864	80,041	3,631,470
Received 1st dose COVID vaccine % of pop.	2,140 66%	2,645 62%	3,335 68%	1,285 57%	3,566 66%	8,107 65%	9,312 37%	899 54%	10,207 70%	3,437 59%	44,933 56%	66%
Fully vaccinated % of pop.	2,040 63%	2,514 59%	3,182 65%	1,211 54%	3,389 63%	7,711 62%	8,771 34%	854 51%	9,730 67%	3,250 55%	42,653 53%	61%
Fully vaccinated % 12-17	47%	54%	56%	48%	39%	50%	59%	34%	58%	46%	53%	**
Fully vaccinated % 18-24	60%	53%	61%	40%	57%	54%	10%	46%	76%	25%	22%	**
Fully vaccinated % 25-44	62%	52%	72%	51%	62%	66%	76%	39%	67%	67%	66%	65%
Fully vaccinated % age 45-64	70%	64%	65%	57%	67%	69%	78%	60%	74%	63%	69%	78%
Fully vaccinated % 65+	100%	100%	100%	100%	100	100%	100%	100%	100%	100%	100%	90%

Data Source: Connecticut immunization registry CT DPH as of 8/25/2021. [^]Mansfield total % fully vaccinated likely low due to significant UCONN student population counted in town census that uses hometown for vaccination data reporting; population based on 2019 census. ++ See Scotland note above. **At this time the state vaccination numbers are not broken down into the same age groups as the town level data and cannot be reported here. NOTE: census estimates for 65 and older is likely low, resulting in 100% rates based on actual number of vaccines provided to this age group.

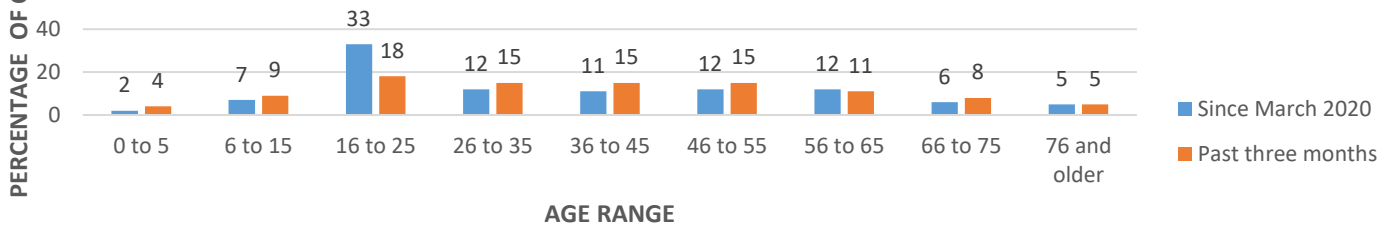
EHHD Confirmed Weekly Case Totals March 14, 2020 - December 31, 2020



EHHD Confirmed Weekly Case Totals January 1, 2021 - August 21, 2021



Eastern Highlands Health District Total COVID-19 Cases
Percentage by Age Range through August 21, 2021



NOTE: All counts by town are cumulative and include confirmed cases and antigen-positive cases; counts can change from previous weeks due to the state reassigning a case to a different town once further information is gathered on the case, or due to lab reporting delays.