

Eastern Highlands Health District COVID-19 Update

DATE: 11/5/2021

TIME: 8:00 AM

COMPLETED BY: A. Bloom

TOWN LEVEL DATA

TOWN	Andover	Ashford	Bolton	Chaplin	Columbia	Coventry	Mansfield	Non-student	Scotland ++	Tolland	Willington	EHHD Totals
Cumulative Cases	210	321	348	157	422	897	1,659		51	1,187	361	5,613
Change from last week	4	1	0	1	7	10	4	(4)	0	5	1	33
Two week change	4	3	0	3	9	14	14	(14)	0	6	2	55
Deaths	3	5	6	0	6	8	27	(27)	2	20	3	80

CONNECTICUT TOTALS (November 3, 2021)

Number of cumulative cases	Change from last week	Change from two weeks	Current hospitalizations*	Two week change in hospitalizations	Deaths
404,649	2,490	4,876	209	-15	8,776

Data Sources: CTEDSS and CT DPH; cumulative town counts as of 11/3/2021; reporting period for two week town level case counts is 10/17/2021 through 10/30/2021.

*Current (net) number of hospitalizations; it is not a cumulative count. ++ Scotland likely to be lower than actual positive cases due to residents using Baltic, North Windham and Hampton as a mailing address.

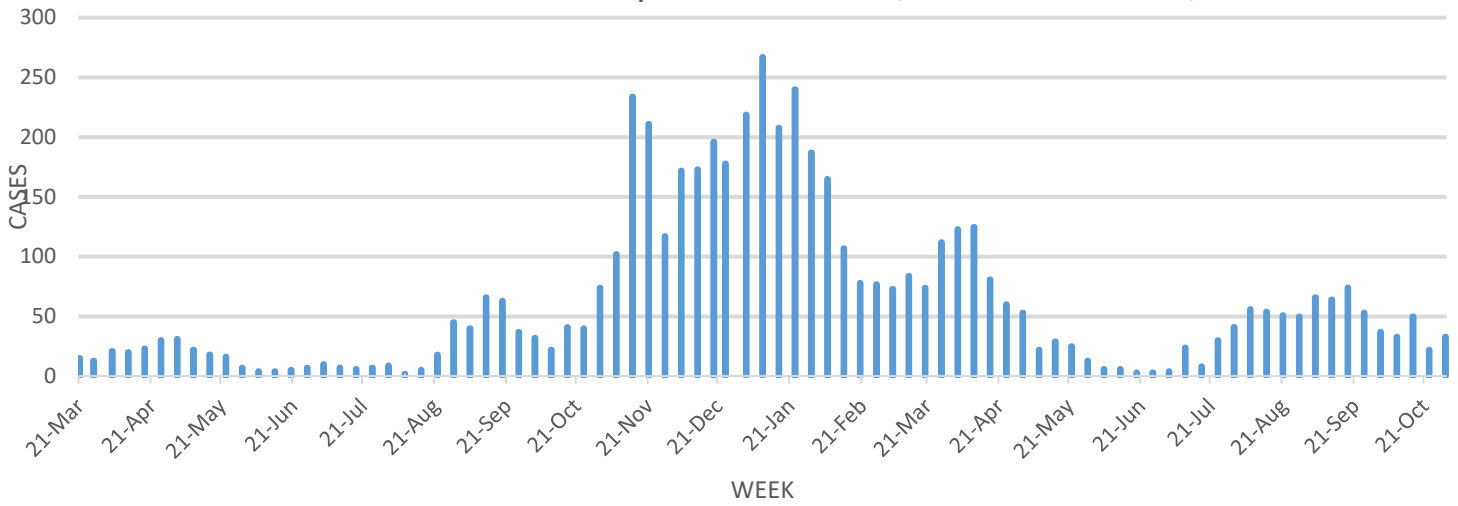
EHHD residents who received COVID-19 vaccine

TOWN	Andover	Ashford	Bolton	Chaplin	Columbia	Coventry	Mansfield [^]	Scotland ++	Tolland	Willington	EHHD Totals	Connecticut Totals
Estimated pop.	3,236	4,255	4,884	2,239	5,379	12,407	25,487	1,672	14,618	5,864	80,041	3,631,470
Received 1st dose COVID vaccine % of pop.	2,253 70%	2,789 66%	3,505 72%	1,391 62%	3,741 70%	8,595 69%	20,680 81%	962 58%	10,757 74%	3,647 62%	58,320 73%	72%
Fully vaccinated % of pop.	2,148 66%	2,641 62%	3,326 68%	1,317 59%	3,565 66%	8,187 66%	20,007 78%	919 55%	10,270 70%	3,432 59%	55,812 70%	66%
Fully vaccinated % 12-17	54%	60%	65%	59%	48%	57%	72%	40%	67%	51%	61%	**
Fully vaccinated % 18-24	65%	55%	63%	46%	61%	58%	85%	52%	80%	27%	77%	**
Fully vaccinated % 25-44	67%	59%	77%	57%	69%	73%	81%	46%	74%	73%	72%	73%
Fully vaccinated % age 45-64	72%	67%	68%	61%	70%	72%	80%	64%	76%	65%	72%	82%
Fully vaccinated % 65+	100%	100%	100%	100%	100%	100%	100%	100%	100%	100%	100%	90%

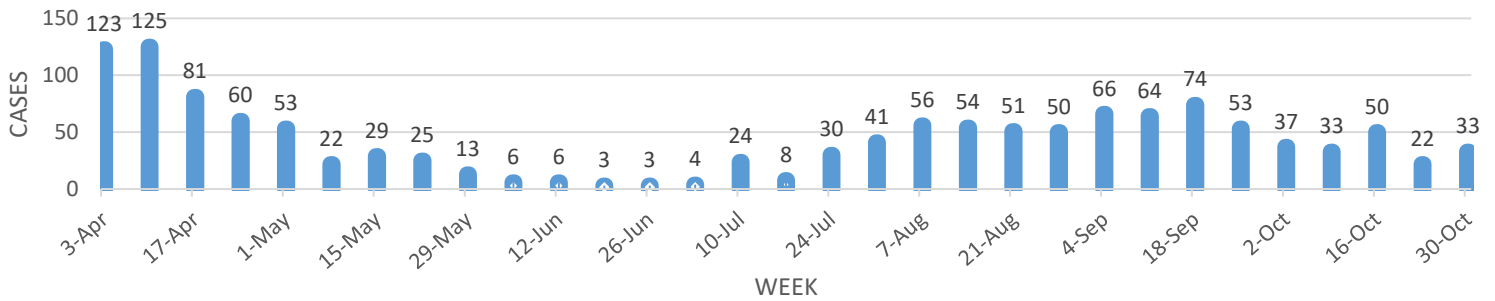
Data Source: Connecticut immunization registry CT DPH as of 11/3/2021. [^] Vaccination data for Mansfield includes current 11/3/2021 data from UCONN

(<https://covidashboard.uconn.edu/>) ++ See Scotland note above. **At this time the state vaccination numbers are not broken down into the same age groups as the town level data and cannot be reported here. NOTE: census estimates for 65 and older is likely low, resulting in 100% rates based on actual number of vaccines provided to this age group.

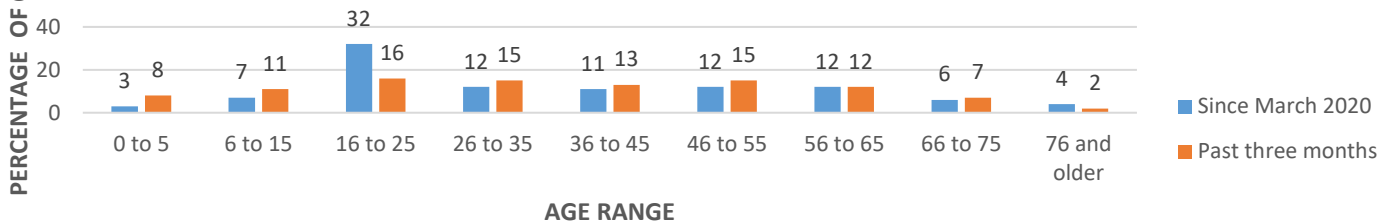
EHHD Positive COVID-19 Cases by Week March 21, 2020 - October 30, 2021



EHHD Confirmed Weekly Case Totals April 3, 2021 - October 30, 2021



Eastern Highlands Health District Total COVID-19 Cases Percentage by Age Range through October 30, 2021



NOTE: All counts by town are cumulative and include confirmed cases and antigen-positive cases; counts can change from previous weeks due to the state reassigning a case to a different town once further information is gathered on the case, or due to lab reporting delays.