

Eastern Highlands Health District COVID-19 Update

DATE: 10/09/2021

TIME: 9:30 AM

COMPLETED BY: A. Bloom

TOWN LEVEL DATA

TOWN	Andover	Ashford	Bolton	Chaplin	Columbia	Coventry	Mansfield	Non-student	Scotland ++	Tolland	Willington	EHHD Totals
Cumulative Cases	204	311	344	152	404	859	1,634		51	1,093	346	5,398
Change from last week	1	3	1	1	5	6	4	(4)	0	12	4	37
Two week change	2	10	5	1	12	12	16	(16)	1	23	8	90
Deaths	3	5	5	0	6	8	27	(27)	2	20	3	79

CONNECTICUT TOTALS (October 6, 2021)

Number of cumulative cases	Change from last week	Change from two weeks	Current hospitalizations*	Two week change in hospitalizations	Deaths
393,499	3,154	6,236	230	-52	8,667

Data Sources: CTEDSS and CT DPH; cumulative town counts as of 10/6/2021; reporting period for two week town level case counts is 9/19/2021 through 10/2/2021.

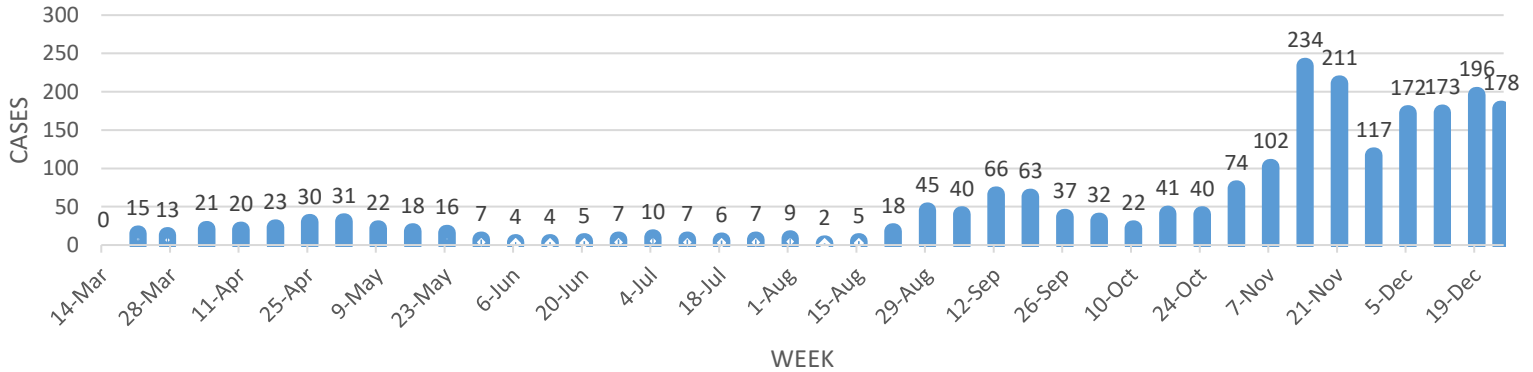
*Current (net) number of hospitalizations; it is not a cumulative count. ++ Scotland likely to be lower than actual positive cases due to residents using Baltic, North Windham and Hampton as a mailing address.

EHHD residents who received COVID-19 vaccine

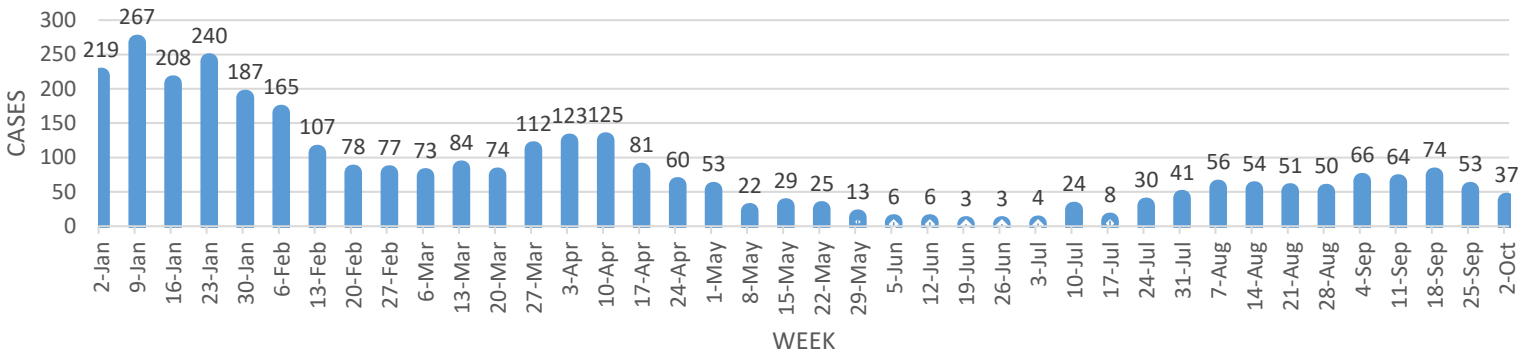
TOWN	Andover	Ashford	Bolton	Chaplin	Columbia	Coventry	Mansfield ^	Scotland ++	Tolland	Willington	EHHD Totals	Connecticut Totals
Estimated pop.	3,236	4,255	4,884	2,239	5,379	12,407	25,487	1,672	14,618	5,864	80,041	3,631,470
Received 1st dose COVID vaccine % of pop.	68%	64%	70%	61%	68%	68%	79%	57%	72%	60%	71%	70%
Fully vaccinated % of pop.	65%	61%	67%	57%	65%	65%	77%	54%	69%	58%	68%	65%
Fully vaccinated % 12-17	53%	58%	63%	56%	45%	56%	64%	38%	65%	49%	58%	**
Fully vaccinated % 18-24	64%	55%	63%	45%	60%	56%	82%	50%	79%	26%	74%	**
Fully vaccinated % 25-44	65%	58%	76%	55%	67%	71%	80%	44%	71%	71%	70%	70%
Fully vaccinated % age 45-64	71%	66%	67%	59%	68%	71%	80%	63%	75%	65%	71%	81%
Fully vaccinated % 65+	100%	100%	100%	100%	100%	100%	100%	100%	100%	100%	100%	90%

Data Source: Connecticut immunization registry CT DPH as of 10/6/2021. ^ Vaccination data for Mansfield includes current 10/6/2021 data from UCONN (<https://covidashboard.uconn.edu/>) ++ See Scotland note above. **At this time the state vaccination numbers are not broken down into the same age groups as the town level data and cannot be reported here. NOTE: census estimates for 65 and older is likely low, resulting in 100% rates based on actual number of vaccines provided to this age group.

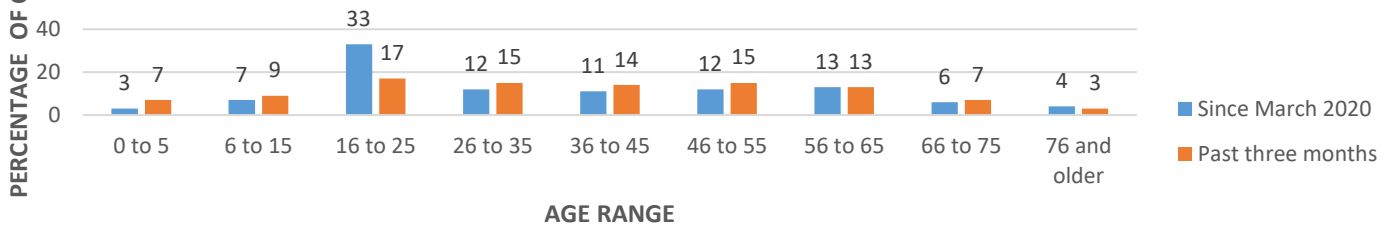
EHHD Confirmed Weekly Case Totals March 14, 2020 - December 31, 2020



EHHD Confirmed Weekly Case Totals January 1, 2021 - October 2, 2021



Eastern Highlands Health District Total COVID-19 Cases
Percentage by Age Range through October 2, 2021



NOTE: All counts by town are cumulative and include confirmed cases and antigen-positive cases; counts can change from previous weeks due to the state reassigning a case to a different town once further information is gathered on the case, or due to lab reporting delays.