

Eastern Highlands Health District COVID-19 Update

DATE: 11/12/2021

TIME: 9:30 AM

COMPLETED BY: A. Bloom

TOWN LEVEL DATA

TOWN	Andover	Ashford	Bolton	Chaplin	Columbia	Coventry	Mansfield	Non-student	Scotland ++	Tolland	Willington	EHHD Totals
Cumulative Cases	210	322	348	159	425	911	1,662		53	1,187	369	5,646
Change from last week	0	1	1	2	2	14	5	(5)	2	10	7	44
Two week change	4	2	1	3	9	24	9	(9)	2	15	8	77
Deaths	3	5	6	0	6	8	27	(27)	2	20	3	80

CONNECTICUT TOTALS (November 10, 2021)

Number of cumulative cases	Change from last week	Change from two weeks	Current hospitalizations*	Two week change in hospitalizations	Deaths
407,292	2,643	5,133	238	47	8,809

Data Sources: CTEDSS and CT DPH; cumulative town counts as of 11/10/2021; reporting period for two week town level case counts is 10/24/2021 through 11/6/2021.

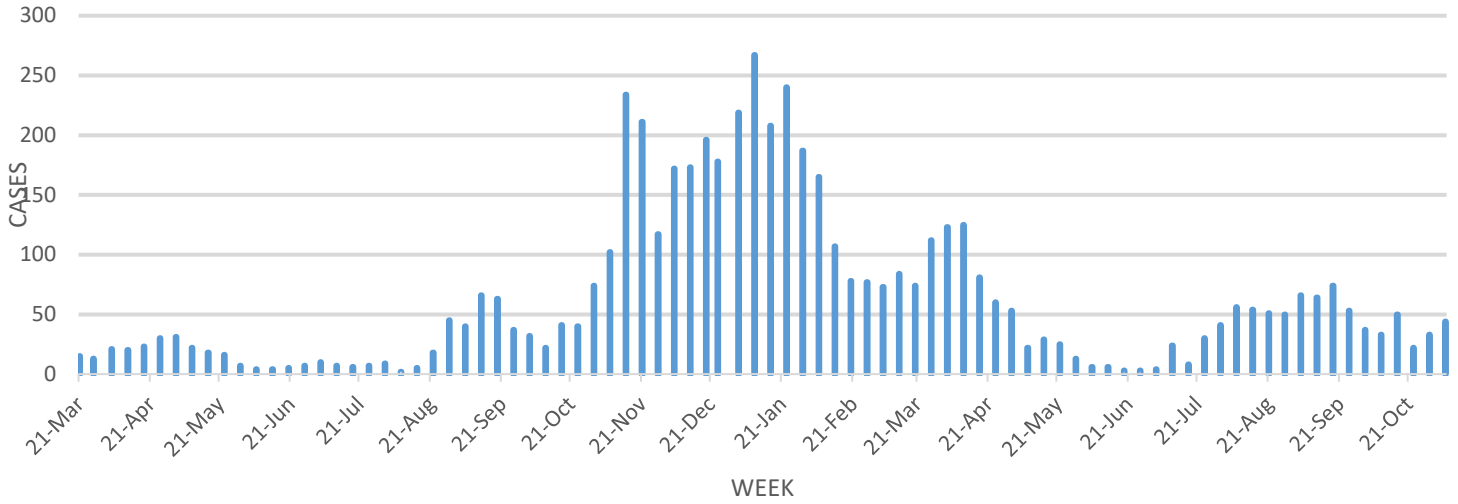
*Current (net) number of hospitalizations; it is not a cumulative count. ++ Scotland likely to be lower than actual positive cases due to residents using Baltic, North Windham and Hampton as a mailing address.

EHHD residents who received COVID-19 vaccine

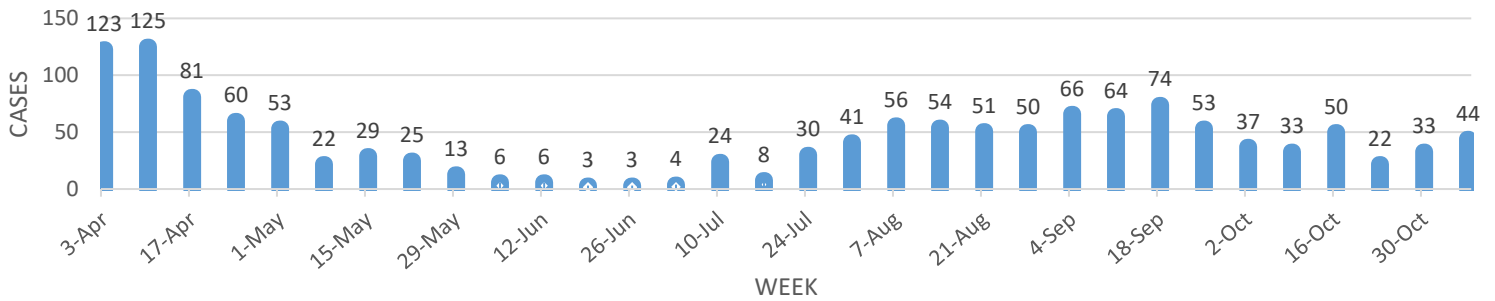
TOWN	Andover	Ashford	Bolton	Chaplin	Columbia	Coventry	Mansfield [^]	Scotland ++	Tolland	Willington	EHHD Totals	Connecticut Totals
Estimated pop.	3,236	4,255	4,884	2,239	5,379	12,407	25,487	1,672	14,618	5,864	80,041	3,631,470
Received 1st dose COVID vaccine % of pop.	2,254 70%	2,809 66%	3,516 72%	1,395 62%	3,761 70%	8,644 70%	20,874 82%	968 58%	10,804 74%	3,672 63%	58,697 73%	73%
Fully vaccinated % of pop.	2,148 66%	2,646 62%	3,326 68%	1,319 59%	3,575 66%	8,202 66%	20,152 79%	922 55%	10,286 70%	3,446 59%	56,017 70%	67%
Fully vaccinated % 12-17	54%	60%	65%	60%	48%	57%	74%	40%	67%	51%	62%	**
Fully vaccinated % 18-24	65%	55%	63%	47%	61%	58%	85%	52%	80%	28%	77%	**
Fully vaccinated % 25-44	67%	59%	78%	57%	70%	73%	81%	46%	74%	73%	72%	73%
Fully vaccinated % age 45-64	72%	68%	68%	61%	70%	73%	80%	64%	76%	66%	72%	82%
Fully vaccinated % 65+	100%	100%	100%	100%	100%	100%	100%	100%	100%	100%	100%	90%

Data Source: Connecticut immunization registry CT DPH as of 11/10/2021. [^] Vaccination data for Mansfield includes current 11/10/2021 data from UCONN (<https://covidashboard.uconn.edu/>) ++ See Scotland note above. **At this time the state vaccination numbers are not broken down into the same age groups as the town level data and cannot be reported here. NOTE: census estimates for 65 and older is likely low, resulting in 100% rates based on actual number of vaccines provided to this age group.

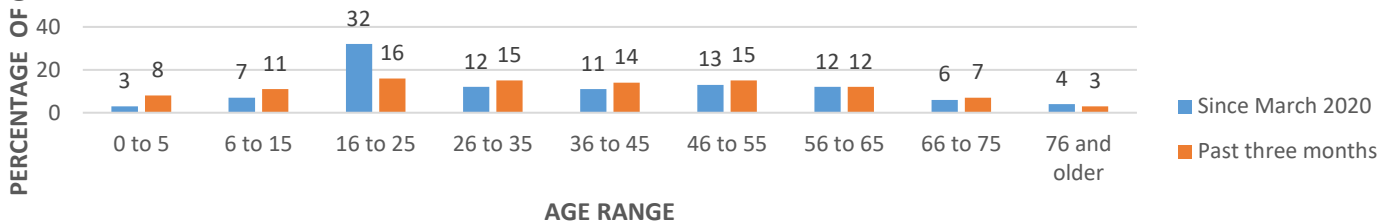
EHHD Positive COVID-19 Cases by Week March 21, 2020 - November 6, 2021



EHHD Confirmed Weekly Case Totals April 3, 2021 - November 6, 2021



Eastern Highlands Health District Total COVID-19 Cases Percentage by Age Range through November 6, 2021



NOTE: All counts by town are cumulative and include confirmed cases and antigen-positive cases; counts can change from previous weeks due to the state reassigning a case to a different town once further information is gathered on the case, or due to lab reporting delays.