



4 South Eagleville Road • Mansfield CT 06268 • Tel: (860) 429-3325 • Fax: (860) 429-3321 • Web: www.EHHD.org

Eastern Highlands Health District COVID-19 Update

DATE: 10/29/2021

TIME: 9:15 AM

COMPLETED BY: A. Bloom

TOWN LEVEL DATA

TOWN	Andover	Ashford	Bolton	Chaplin	Columbia	Coventry	Mansfield	Non-student	Scotland ++	Tolland	Willington	EHHD Totals
Cumulative Cases	206	318	347	158	415	887	1,652		51	1,131	361	5,526
Change from last week	0	1	0	2	2	4	8	(8)	0	1	1	19
Two week change	1	4	2	4	8	16	13	(11)	0	16	5	69
Deaths	3	5	6	0	6	8	27	(27)	2	20	3	80

CONNECTICUT TOTALS (October 27, 2021)

Number of cumulative cases	Change from last week	Change from two weeks	Current hospitalizations*	Two week change in hospitalizations	Deaths
402,159	2,386	5,530	191	-53	8,751

Data Sources: CTEDSS and CT DPH; cumulative town counts as of 10/27/2021; reporting period for two week town level case counts is 10/10/2021 through 10/23/2021.

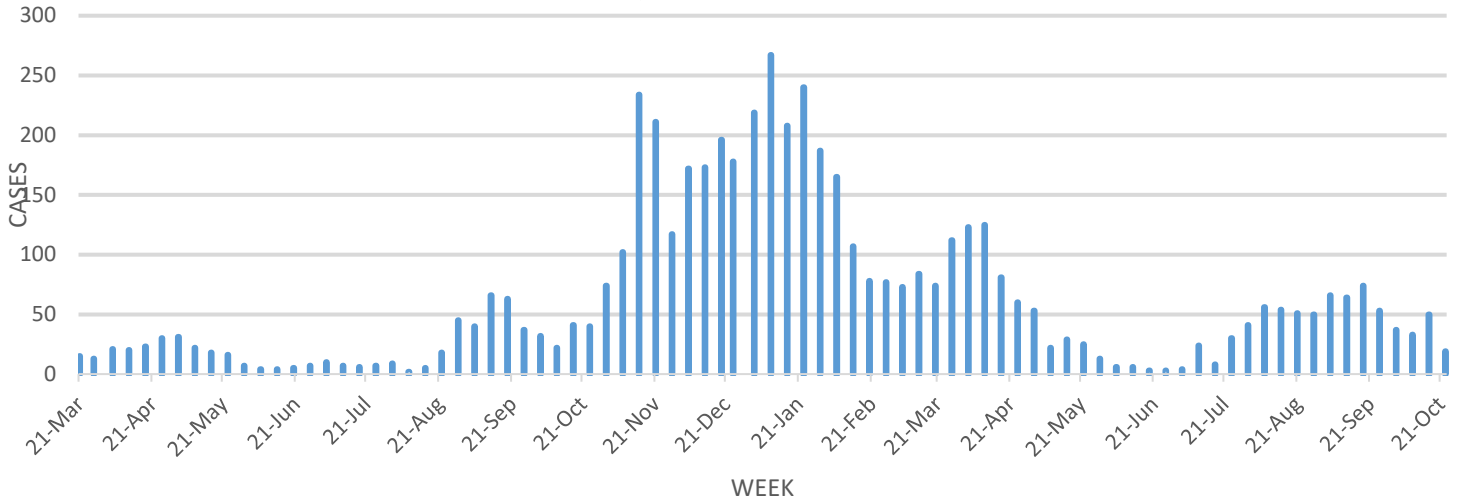
*Current (net) number of hospitalizations; it is not a cumulative count. ++ Scotland likely to be lower than actual positive cases due to residents using Baltic, North Windham and Hampton as a mailing address.

EHHD residents who received COVID-19 vaccine

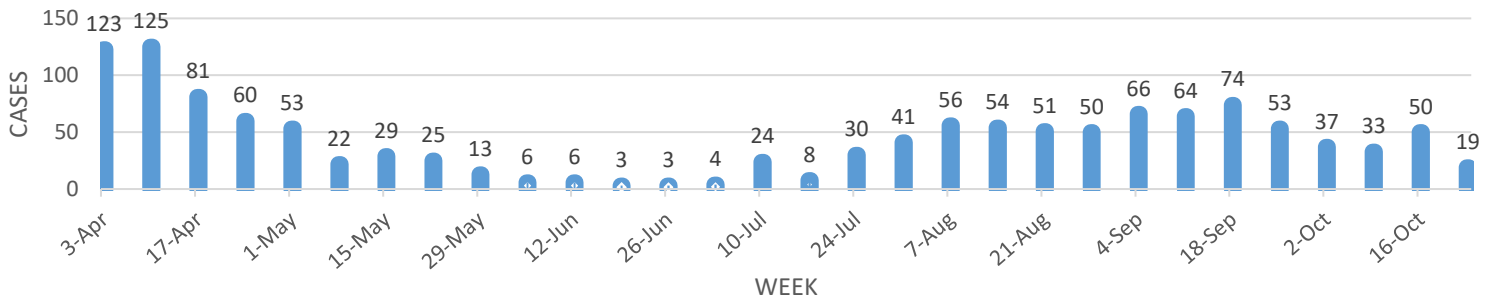
TOWN	Andover	Ashford	Bolton	Chaplin	Columbia	Coventry	Mansfield [^]	Scotland ++	Tolland	Willington	EHHD Totals	Connecticut Totals
Estimated pop.	3,236	4,255	4,884	2,239	5,379	12,407	25,487	1,672	14,618	5,864	80,041	3,631,470
Received 1st dose COVID vaccine % of pop.	2,232 69%	2,774 65%	3,468 71%	1,387 62%	3,725 69%	8,534 69%	20,496 80%	962 58%	10,689 73%	3,626 62%	57,893 72%	71%
Fully vaccinated % of pop.	2,142 66%	2,641 62%	3,306 68%	1,309 58%	3,555 66%	8,155 66%	19,868 78%	912 55%	10,232 70%	3,424 58%	55,544 69%	66%
Fully vaccinated % 12-17	54%	60%	65%	59%	48%	57%	69%	39%	67%	50%	61%	**
Fully vaccinated % 18-24	65%	55%	63%	46%	61%	58%	84%	51%	79%	27%	76%	**
Fully vaccinated % 25-44	67%	59%	77%	57%	68%	73%	81%	45%	73%	73%	72%	72%
Fully vaccinated % age 45-64	72%	67%	68%	61%	69%	72%	80%	64%	76%	65%	72%	82%
Fully vaccinated % 65+	100%	100%	100%	100%	100%	100%	100%	100%	100%	100%	100%	90%

Data Source: Connecticut immunization registry CT DPH as of 10/27/2021. [^] Vaccination data for Mansfield includes current 10/27/2021 data from UCONN (<https://covidashboard.uconn.edu/>) ++ See Scotland note above. **At this time the state vaccination numbers are not broken down into the same age groups as the town level data and cannot be reported here. NOTE: census estimates for 65 and older is likely low, resulting in 100% rates based on actual number of vaccines provided to this age group.

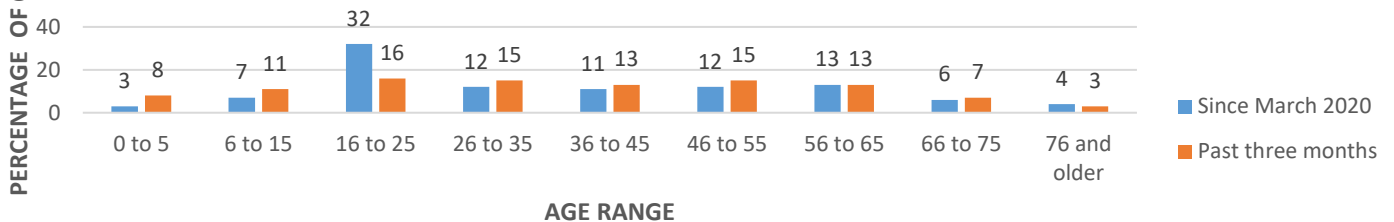
EHHD Positive COVID-19 Cases by Week March 21, 2020 - October 23, 2021



EHHD Confirmed Weekly Case Totals April 3, 2021 - October 23, 2021



Eastern Highlands Health District Total COVID-19 Cases Percentage by Age Range through October 23, 2021



NOTE: All counts by town are cumulative and include confirmed cases and antigen-positive cases; counts can change from previous weeks due to the state reassigning a case to a different town once further information is gathered on the case, or due to lab reporting delays.