

## Eastern Highlands Health District COVID-19 Update

DATE: 10/15/2021

TIME: 9:00 AM

COMPLETED BY: A. Bloom

### TOWN LEVEL DATA

TOWN	Andover	Ashford	Bolton	Chaplin	Columbia	Coventry	Mansfield	Non-student	Scotland ++	Tolland	Willington	EHHD Totals
<b>Cumulative Cases</b>	204	311	346	153	406	867	1,635		51	1,106	351	<b>5,430</b>
<b>Change from last week</b>	0	1	0	1	1	6	4	(4)	0	14	3	<b>30</b>
<b>Two week change</b>	1	4	1	2	6	12	8	(8)	0	26	7	<b>67</b>
<b>Deaths</b>	3	5	6	0	6	8	27	(27)	2	20	3	<b>80</b>

### CONNECTICUT TOTALS (October 13, 2021)

Number of cumulative cases	Change from last week	Change from two weeks	Current hospitalizations*	Two week change in hospitalizations	Deaths
<b>396,629</b>	<b>3,130</b>	<b>6,284</b>	<b>244</b>	<b>10</b>	<b>8,707</b>

Data Sources: CTEDSS and CT DPH; cumulative town counts as of 10/13/2021; reporting period for two week town level case counts is 9/26/2021 through 10/9/2021.

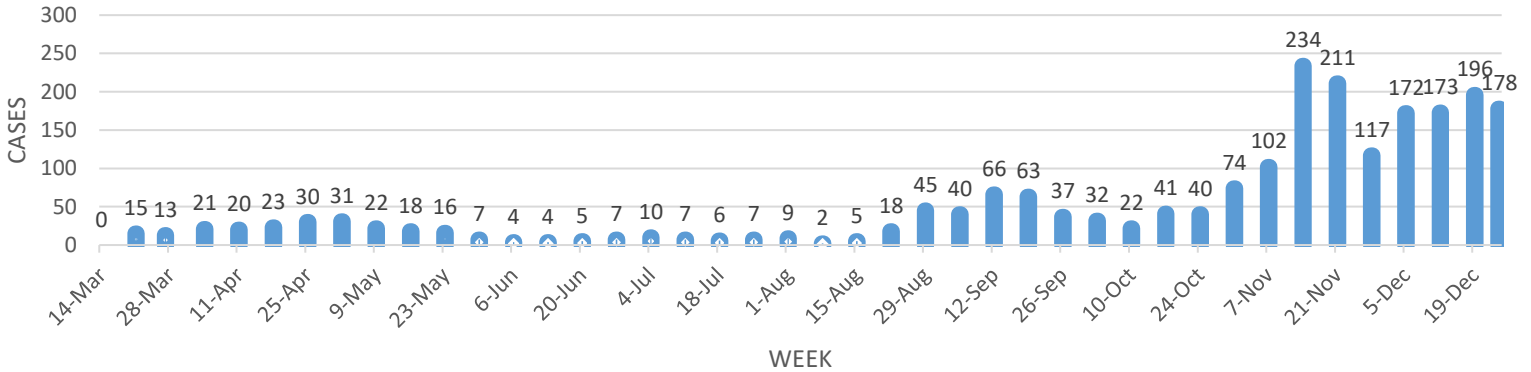
\*Current (net) number of hospitalizations; it is not a cumulative count. ++ Scotland likely to be lower than actual positive cases due to residents using Baltic, North Windham and Hampton as a mailing address.

### EHHD residents who received COVID-19 vaccine

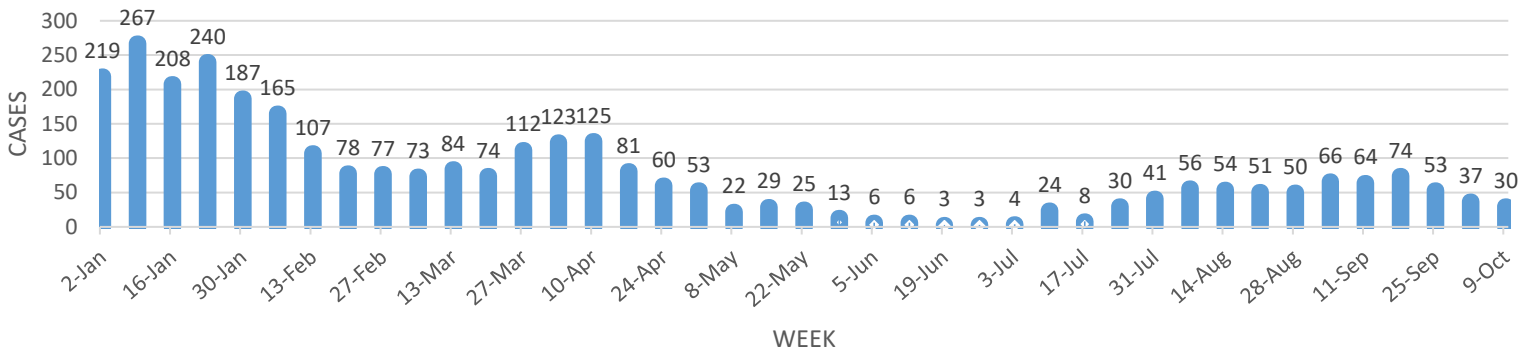
TOWN	Andover	Ashford	Bolton	Chaplin	Columbia	Coventry	Mansfield <sup>^</sup>	Scotland ++	Tolland	Willington	EHHD Totals	Connecticut Totals
<b>Estimated pop.</b>	3,236	4,255	4,884	2,239	5,379	12,407	25,487	1,672	14,618	5,864	80,041	3,631,470
<b>Received 1<sup>st</sup> dose COVID vaccine % of pop.</b>	2,211 68%	2,745 65%	3,441 70%	1,366 61%	3,683 68%	8,438 68%	20,159 79%	962 58%	10,607 73%	3,589 61%	57,201 71%	71%
<b>Fully vaccinated % of pop.</b>	2,118 65%	2,620 62%	3,289 67%	1,286 57%	3,512 65%	8,075 65%	19,542 77%	905 54%	10,141 69%	3,395 58%	54,883 69%	65%
<b>Fully vaccinated % 12-17</b>	53%	59%	64%	56%	46%	57%	65%	38%	66%	49%	59%	**
<b>Fully vaccinated % 18-24</b>	65%	55%	63%	45%	61%	56%	82%	51%	79%	26%	75%	**
<b>Fully vaccinated % 25-44</b>	65%	58%	76%	55%	67%	71%	80%	44%	72%	72%	71%	71%
<b>Fully vaccinated % age 45-64</b>	71%	67%	67%	60%	69%	71%	80%	63%	75%	65%	71%	82%
<b>Fully vaccinated % 65+</b>	100%	100%	100%	100%	100%	100%	100%	100%	100%	100%	100%	90%

Data Source: Connecticut immunization registry CT DPH as of 10/13/2021. ^ Vaccination data for Mansfield includes current 10/13/2021 data from UCONN (<https://covidashboard.uconn.edu/>) ++ See Scotland note above. \*\*At this time the state vaccination numbers are not broken down into the same age groups as the town level data and cannot be reported here. NOTE: census estimates for 65 and older is likely low, resulting in 100% rates based on actual number of vaccines provided to this age group.

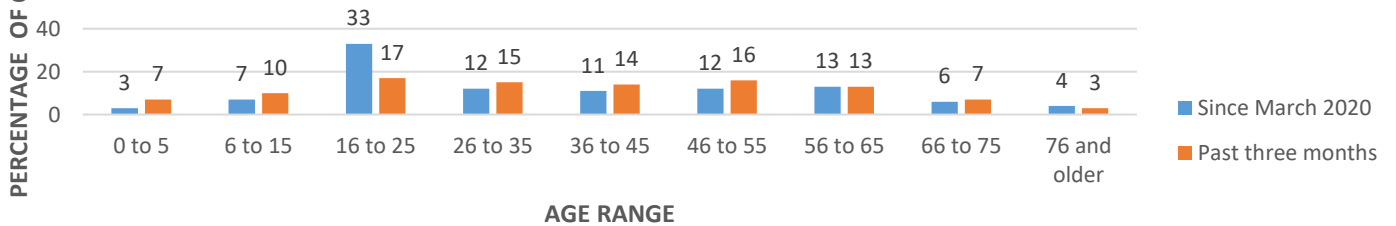
EHHD Confirmed Weekly Case Totals March 14, 2020 - December 31, 2020



EHHD Confirmed Weekly Case Totals January 1, 2021 - October 9, 2021



Eastern Highlands Health District Total COVID-19 Cases  
Percentage by Age Range through October 9, 2021



NOTE: All counts by town are cumulative and include confirmed cases and antigen-positive cases; counts can change from previous weeks due to the state reassigning a case to a different town once further information is gathered on the case, or due to lab reporting delays.